





WHAT ARE NONSENSE OR PSEUDO WORDS AND WHY ARE THEY INCLUDED?

These are words that are phonetically decodable but not actual words with an associated meaning e.g. brip, snorb. These words are included in the check specifically to assess whether you child can decode a word using phonic skills and not their memory. The pseudo words will be shown to your child with a picture of an alien. The children will be asked what the aliens name is by reading the word. This will make the check a bit more fun and provides the children with a context for the nonsense word. Crucially it does not provide any clues, so your child has to be able to decode it. Children generally find nonsense amusing so they will probably enjoy reading these words.

Practice sheet: Real words	Practice sheet: Pseudo words
in	ot 
at	vap 
beg	osk 
sum	ect 

If you would like further information, there is a helpful you tube video or visit the government website.



HOW WILL THE RESULTS FROM THE SCREENING BE USED?

You will be informed of your child's progress in phonics and how he or she has done in the screening check with their school report in the Summer term. Remember all children are individuals and develop at different stages. The screening check ensures that teachers understand which children need support with decoding.

WHAT HAPPENS IF A CHILD STRUGGLES WITH THE SCREENING CHECK?

The screening check will identify children who have phonic decoding skills below the level expected for the end of Year 1 and who therefore need help. We will provide extra help and children will then be able to re-take the assessment in Year 2.



We hope this information is useful. Remember, we are here to help your child achieve their very best. If you have any questions please ask.



Year 1 Phonics Screen Guide 2017




Key Stage 1

WHAT IS PHONICS?

Phonics is a way of teaching children to read quickly and skilfully. Children are first taught how to recognise the sounds each individual letter makes, identify the sounds that different contributions of letters make such as 'sh' and 'oa'. Children are taught to read by breaking down words into separate sounds or 'phonemes'. They are then taught how to blend these sounds together to read the whole word.

At St Augustine's Catholic Primary School we teach phonics daily using Letters and Sounds supported by Jolly Phonics .



WHY PHONICS?

Research shows that when phonics is taught in a structured way, starting with the easiest sounds and progressing through to more complex sounds, it is the most effective way of teaching children to read. It is particularly helpful for children aged 5-7. Almost all children who receive good teaching of phonics will learn the skills they need to tackle new words. They can then go onto read any kind of text fluently and confidently and to read for enjoyment.

HOW CAN I HELP MY CHILD?

There are a number of things that parents can do to support early reading development:

- Let your child see you enjoy reading yourself. They are influenced by you and what you do!
- Immerse your child in a love of reading.
- Make time for your child to read their school book to you.
- With all books, encourage your child to 'sound out' unfamiliar words and then blend from left to right rather than looking at pictures to guess.

There are many phonic games for children to access on the computer - for example:
www.phonicsplay.co.uk/freeIndex.htm
www.bbc.co.uk/bitesize/ks1/literacy

WHAT IS THE PHONICS SCREENING CHECK?

The National Phonics Screening Check is a statutory assessment that was introduced in 2012 to all Year 1 pupils and is a quick and easy check of your child's phonic knowledge. It will help the school to confirm whether your child has learnt phonic decoding to an appropriate standard and will identify sounds needing further consolidation in Year 2.



WHO IS IT FOR?

All Year 1 pupils will take the phonics screening check in 2017 during the week beginning Monday 12th June.



WHAT IS IN THE PHONICS SCREENING CHECK?

The focus of the check is to see which sounds the children know. It comprises of a list of 40 words and nonsense words. It will assess phonics skills and knowledge learnt through Reception and Year 1.

Your child will read one-one with the teacher. They will be asked to 'sound out' a word and blend the sounds together. The check is very similar to tasks the children already complete during phonics lessons. They will probably do the check in less than 10 minutes.

The children will be familiar with the set up as we are constantly reviewing children's progress in the same way. There will be a few practise words at the beginning to make sure your child understands the activity.